

Title

Post Meta Fields

How to integrate Azure Web
Application Firewall with Veriti

25 Jul 2024 <https://guide.veriti.ai/chapters/first-time-integration/network-protection-integration/how-to-integrate-azure-web-application-firewall-with-veriti/>

Description

1. Sign in to the **Azure Portal**
2. Copy the **Application (client) ID** and the **Directory (tenant) ID**

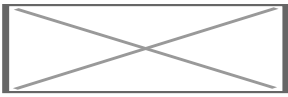



Image not found or type unknown



3. Copy the Value of the Client
Secret

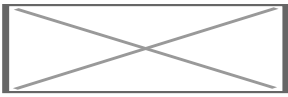
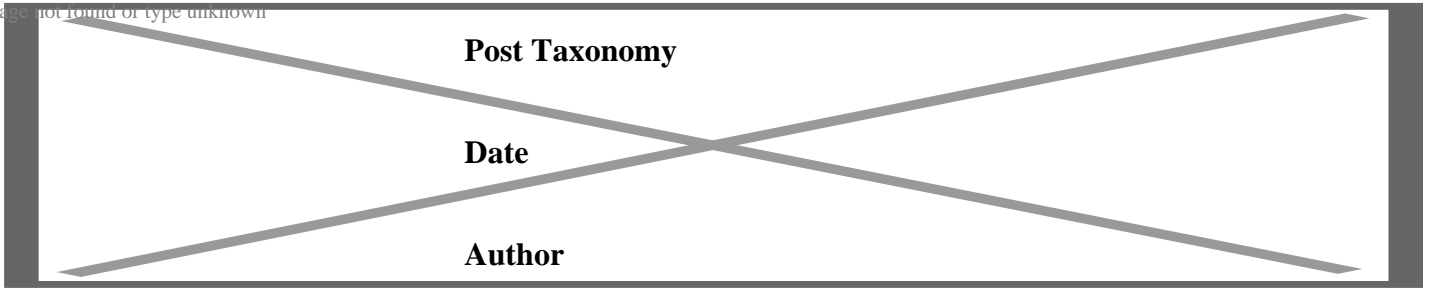
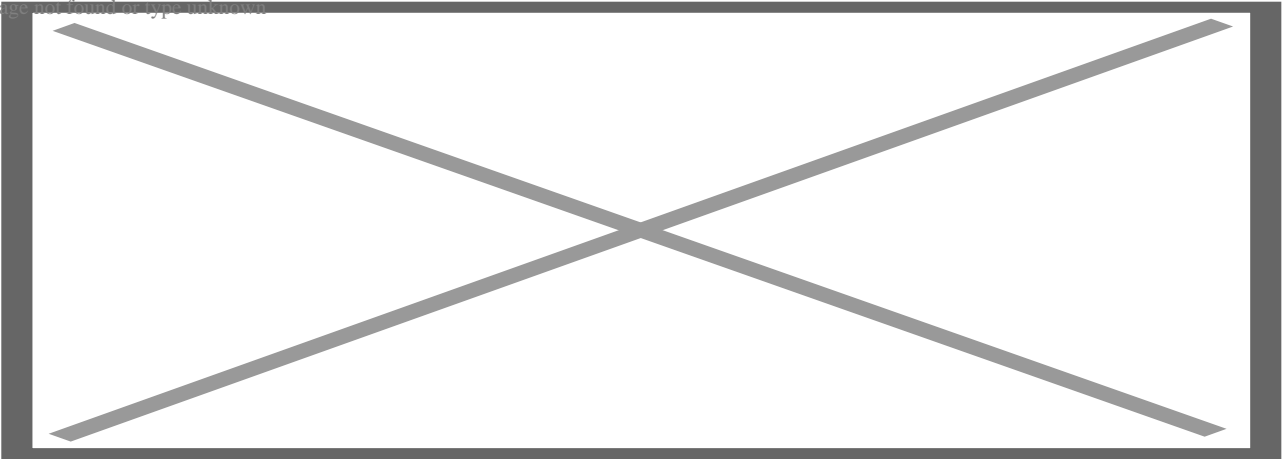


Image not found or type unknown



4. Go to your **Resource Group** and copy the **Resource Group Name** and the **Subscription ID**

Image not found or type unknown



5.

Go to **Settings** > **Integrations** > **Azure Web Application Firewall (Link)** and click **Connect button**