

Title

Post Meta Fields

How to integrate Microsoft
Defender XDR with Veriti?Â


25 Jul 2024 <https://guide.veriti.ai/chapters/how-to-integrate-microsoft-defender-xdr-with-veriti/>

Description

Sign in to the
Microsoft Entra –
<https://entra.microsoft.com/>

Create new app – **Identity** >
Applications > **App registrations** >
new Registration

Image not found or type unknown



Fill in app name, no need to specify
redirect URIÂ

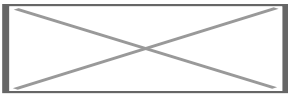




Image not found or type unknown



In the app menu go to

**Certificates & secrets > client
secrets > new client secret**

Image not found or type unknown



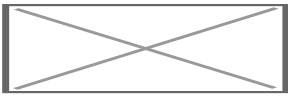

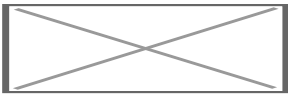


Image not found or type unknown




Go to

**API permissions > add
permissions**

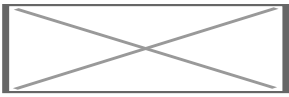


VERITI.AI

Image not found of type unknown




[Click Microsoft Graph](#)



VERITI.AI

Image not found or type unknown



[Click Application permissions](#)

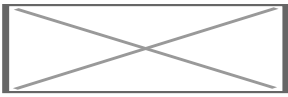



Image not found or type unknown



Search "security" in the search box, enable SecurityAlert.Read.All and SecurityIncident.ReadAll

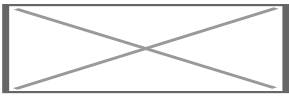



Image not found or type unknown



Grant admin consent

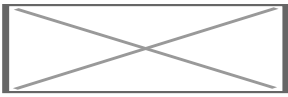
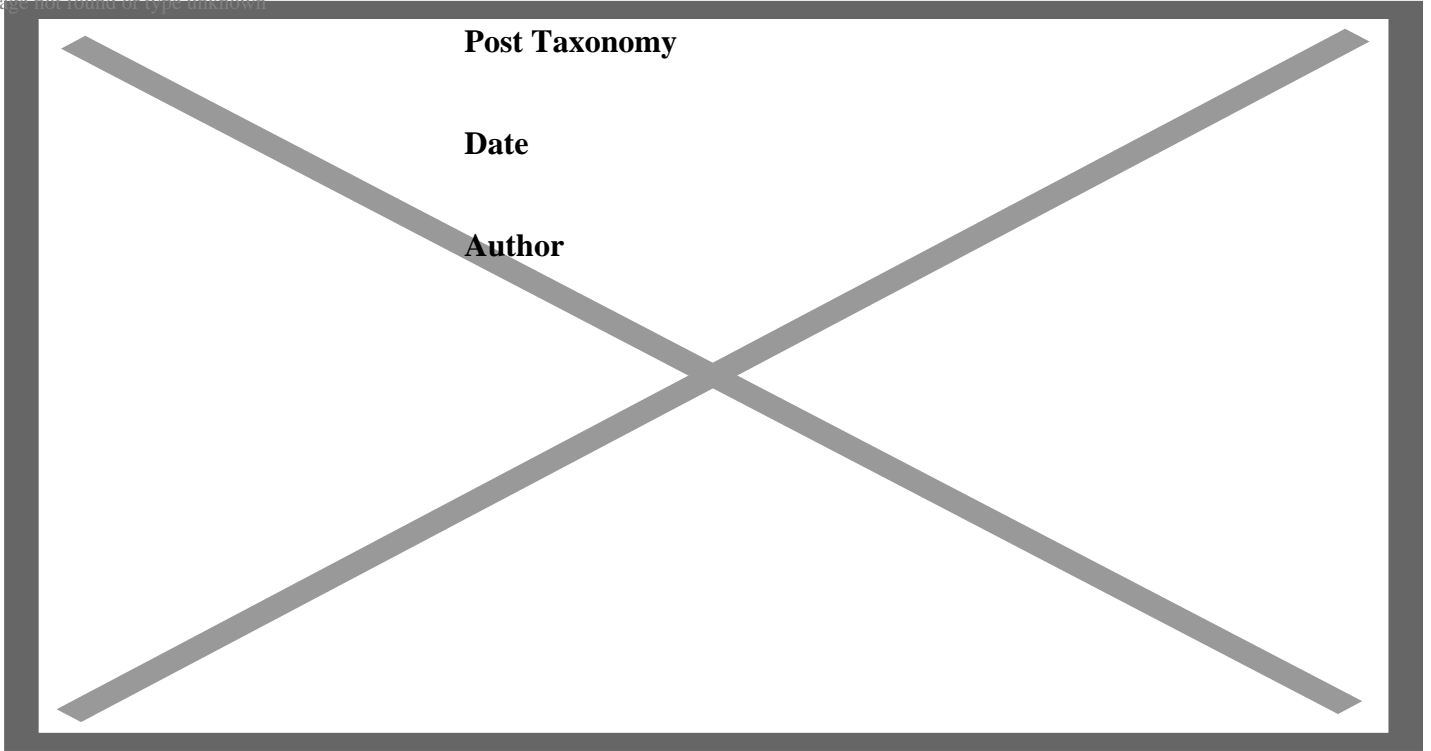
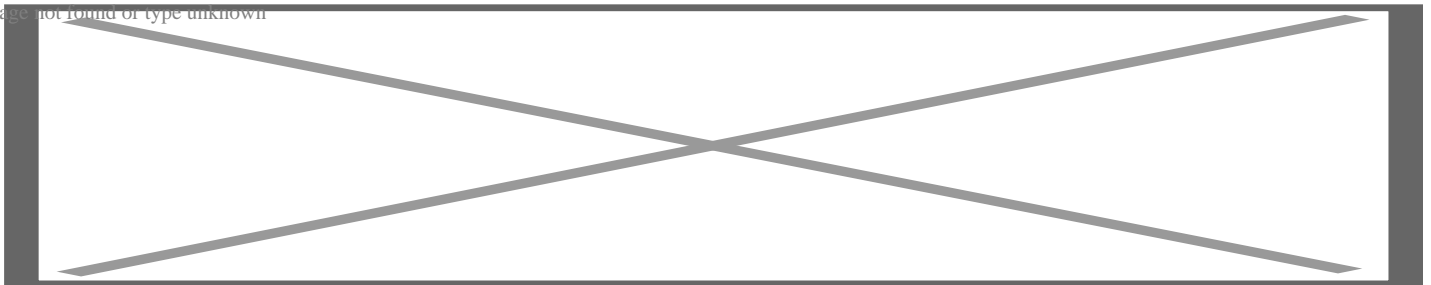


Image not found or type unknown



Take client id and tenant id data from the app overview

Image not found or type unknown



take the secret from **Certificates & secretssection**